






Sutton Valence Surgery

Sutton Valence Surgery



	Safe	Effective	Caring	Responsive	Well-led	Overall
People with long term conditions	Not rated	Not rated	Not rated	Not rated	Not rated	Outstanding 
Families, children and young people	Not rated	Not rated	Not rated	Not rated	Not rated	Outstanding 
Older people	Not rated	Not rated	Not rated	Not rated	Not rated	Outstanding 
Working age people (including those recently retired and students)	Not rated	Not rated	Not rated	Not rated	Not rated	Outstanding 
People experiencing poor mental health (including people with dementia)	Not rated	Not rated	Not rated	Not rated	Not rated	Outstanding 
People whose circumstances may make them vulnerable	Not rated	Not rated	Not rated	Not rated	Not rated	Outstanding 